

## Luminaire Photograph



Light Output Ratio:	66.7%	
Luminaire Power:	17.79 W	
SHR Nominal:	0.75	Calculated using the TM5
SHR Maximum:	0.85	fine grid method.

C Range: 0 - 360DEG  
 C Interval: 30.0DEG  
 Test Speed: HIGH  
 Temperature: 25.3DEG  
 Operators: Zoe  
 Test Date: 2023-03-13

Range: 0 - 180DEG  
 Interval: 1.0DEG  
 Test System: EVERFINE GO-SPEX500\_V1 SYSTEM V2.00.416  
 Humidity: 65.0%  
 Test Distance: 3.160m [K=1.0000]  
 Remarks: LAMP: BXRE-30G1000-A-83 Ra: 90  
 LENS: PM-1082C 50R  
 DRIVER: PUP20A-1WMC 450mA  
 30minutes warm-up

## LUMINOUS INTENSITY DISTRIBUTION DIAGRAM

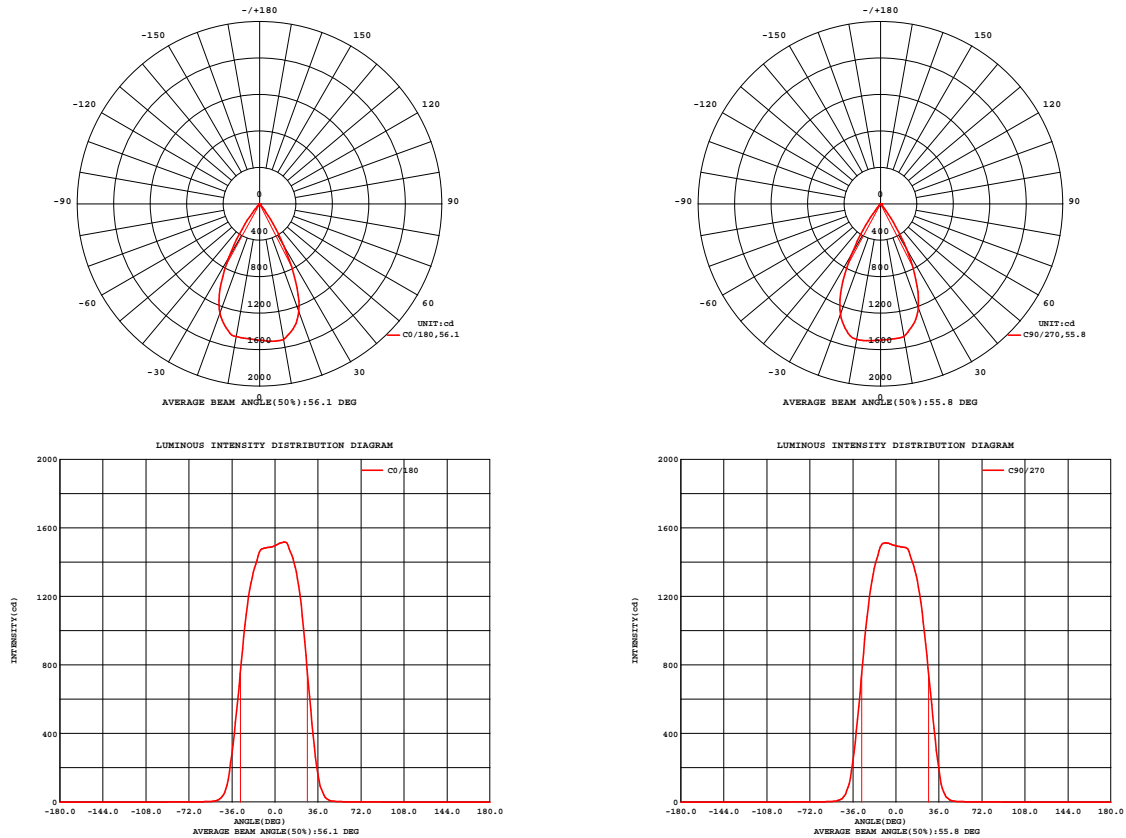


Fig. C0/C180

Fig. C90/C270

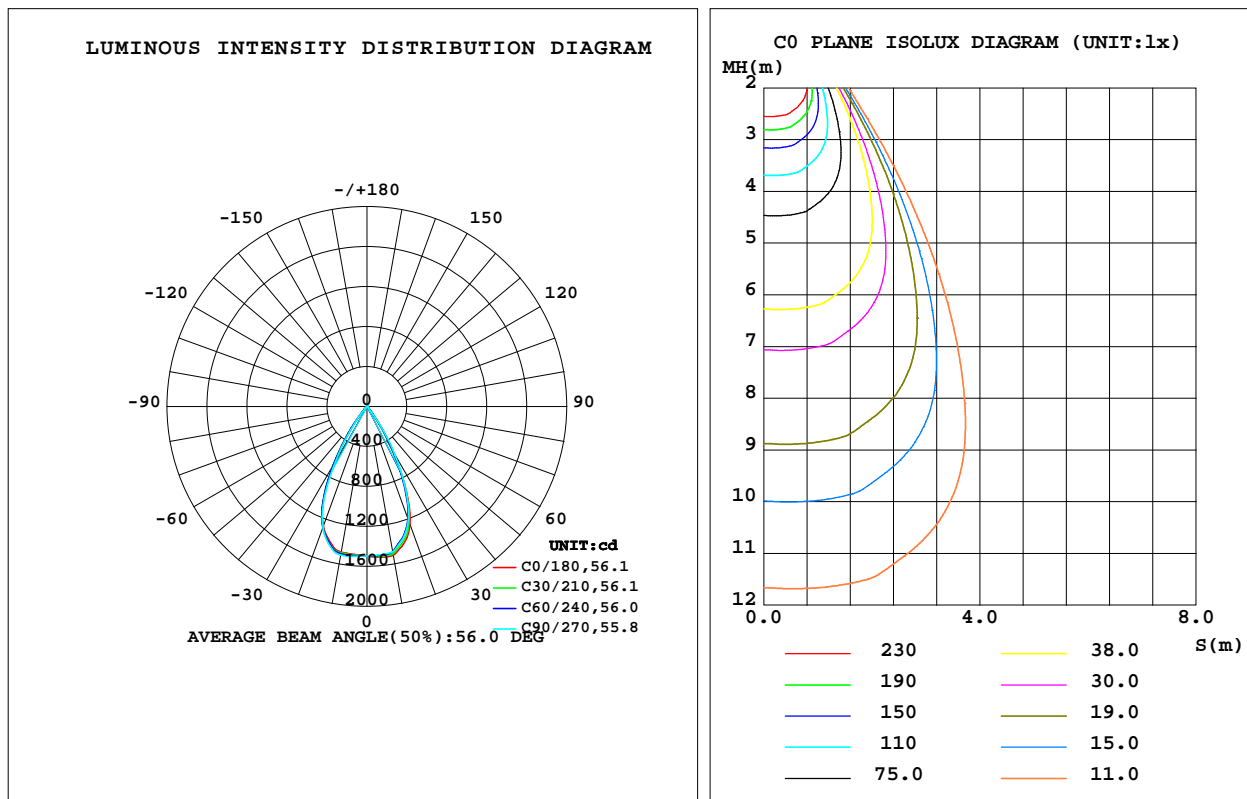
C Range: 0 - 360DEG  
C Interval: 30.0DEG  
Test Speed: HIGH  
Temperature: 25.3DEG  
Operators: Zoe  
Test Date: 2023-03-13

Range: 0 - 180DEG  
Interval: 1.0DEG  
Test System: EVERFINE GO-SPEX500\_V1 SYSTEM V2.00.416  
Humidity: 65.0%  
Test Distance: 3.160m [K=1.0000]  
Remarks: LAMP: BXRE-30G1000-A-83 Ra: 90  
LENS: PM-1082C 50R  
DRIVER: PUP20A-1WMC 450mA  
30minutes warm-up

## LUMINAIRE PHOTOMETRIC TEST REPORT

Test:U:119.99V I:0.1490A P:17.792W PF:0.9940 Freq:59.98Hz Lamp Flux:1749.3x1 lm		
NAME: 2218.144-LEA-14	TYPE:	WEIGHT:
SPEC.:3000K	DIM.:	SERIAL No.:2303130271
MFR.: RISE	SUR.:0.003737385m2	Shielding Angle:

DATA OF LAMP		PHOTOMETRIC DATA Eff: 65.58 lm/W			
MODEL	Bridgelux	I <sub>max</sub> (cd)	1523	S/MH(C0/180)	0.86
NOMINAL POWER(W)	18	LOR(%)	66.7	S/MH(C90/270)	0.84
RATED VOLTAGE(V)	120	TOTAL FLUX(lm)	1166.9	UP,DN(C0-180)	0.0,32.0
NOMINAL FLUX(lm)	1749.3	CIE CLASS	DIRECT	UP,DN(C180-360)	0.0,34.7
LAMPS INSIDE	1	up(%)	0.0	CIBSE SHR NOM	0.75
TEST VOLTAGE(V)	120	down(%)	66.7	CIBSE SHR MAX	0.85



C Range: 0 - 360DEG  
C Interval: 30.0DEG  
Test Speed: HIGH  
Temperature:25.3DEG  
Operators:Zoe  
Test Date:2023-03-13

Range: 0 - 180DEG  
Interval: 1.0DEG  
Test System:EVERFINE GO-SPEX500\_V1 SYSTEM V2.00.416  
Humidity:65.0%  
Test Distance:3.160m [K=1.0000]  
Remarks: LAMP:BXRE-30G1000-A-83 Ra:90  
LENS:PM-1082C 50R  
DRIVER: PUP20A-1WMC 450mA  
30minutes warm-up

## ZONAL FLUX DIAGRAM

### ZONAL FLUX DIAGRAM:

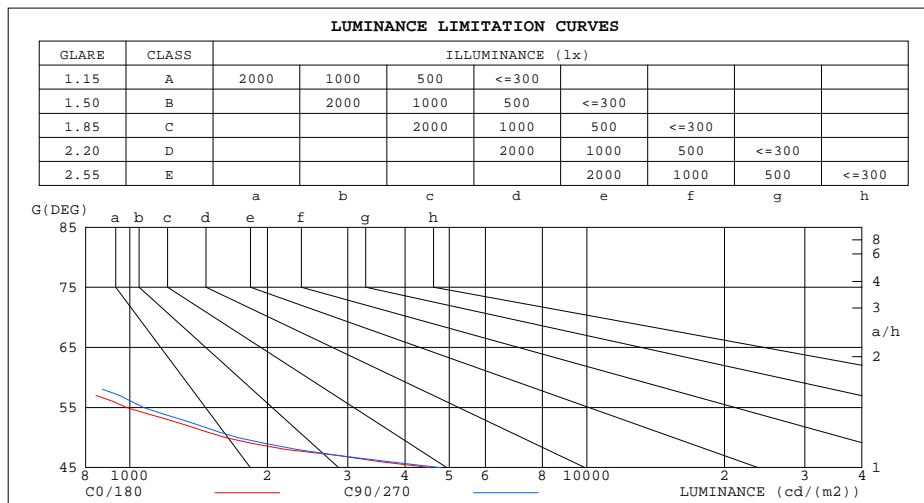
	C0	C45	C90	C135	C180	C225	C270	C315		zone	total	%lum,lamp
10	1512	1487	1477	1470	1479	1492	1510	1517	0- 10	142.9	142.9	12.2,8.17
20	1259	1216	1213	1216	1278	1293	1290	1278	10- 20	392.4	535.3	45.9,30.6
30	536.5	532.2	568.8	604.0	674.4	674.2	633.4	591.0	20- 30	433.4	968.8	83,55.4
40	57.84	55.59	58.56	76.69	98.53	96.86	85.60	68.34	30- 40	176.3	1145	98.1,65.5
50	3.893	3.725	4.143	4.832	6.132	5.984	5.462	4.553	40- 50	18.37	1163	99.7,66.5
60	1.064	1.084	1.280	1.469	1.634	1.569	1.450	1.246	50- 60	2.357	1166	99.9,66.6
70	0.3132	0.3386	0.4328	0.4441	0.4482	0.4349	0.4251	0.3692	60- 70	0.7435	1167	100,66.7
80	0.1017	0.1043	0.1406	0.1328	0.1404	0.1337	0.1328	0.1089	70- 80	0.2492	1167	100,66.7
90	0	0	0	0	0	0	0	0	80- 90	0.0619	1167	100,66.7
100	0	0	0	0	0	0	0	0	90-100	0	1167	100,66.7
110	0	0	0	0	0	0	0	0	100-110	0	1167	100,66.7
120	0	0	0	0	0	0	0	0	110-120	0	1167	100,66.7
130	0	0	0	0	0	0	0	0	120-130	0	1167	100,66.7
140	0	0	0	0	0	0	0	0	130-140	0	1167	100,66.7
150	0	0	0	0	0	0	0	0	140-150	0	1167	100,66.7
160	0	0	0	0	0	0	0	0	150-160	0	1167	100,66.7
170	0	0	0	0	0	0	0	0	160-170	0	1167	100,66.7
180	0	0	0	0	0	0	0	0	170-180	0	1167	100,66.7
DEG	LUMINOUS INTENSITY:cd									UNIT:lm		

C Range: 0 - 360DEG  
C Interval: 30.0DEG  
Test Speed: HIGH  
Temperature:25.3DEG  
Operators:Zoe  
Test Date:2023-03-13

Range: 0 - 180DEG  
Interval: 1.0DEG  
Test System:EVERFINE GO-SPEX500\_V1 SYSTEM V2.00.416  
Humidity:65.0%  
Test Distance:3.160m [K=1.0000]  
Remarks: LAMP:BXRE-30G1000-A-83 Ra:90  
LENS:PM-1082C 50R  
DRIVER: PUP20A-1WMC 450mA  
30minutes warm-up

### LUMINANCE LIMITATION CURVES

Test:U:119.99V I:0.1490A P:17.792W PF:0.9940 Freq:59.98Hz Lamp Flux:1749.3x1 lm		
NAME: 2218.144-LEA-14	TYPE:	WEIGHT:
SPEC.:3000K	DIM.:	SERIAL No.:2303130271
MFR.: RISE	SUR.:0.003737385m2	Shielding Angle:



LUMINANCE cd/(m2)		
G(DEG)	C0/180	C90/270
85	160	206
80	157	217
75	180	262
70	245	339
65	357	461
60	570	685
55	984	1073
50	1622	1725
45	4574	4799

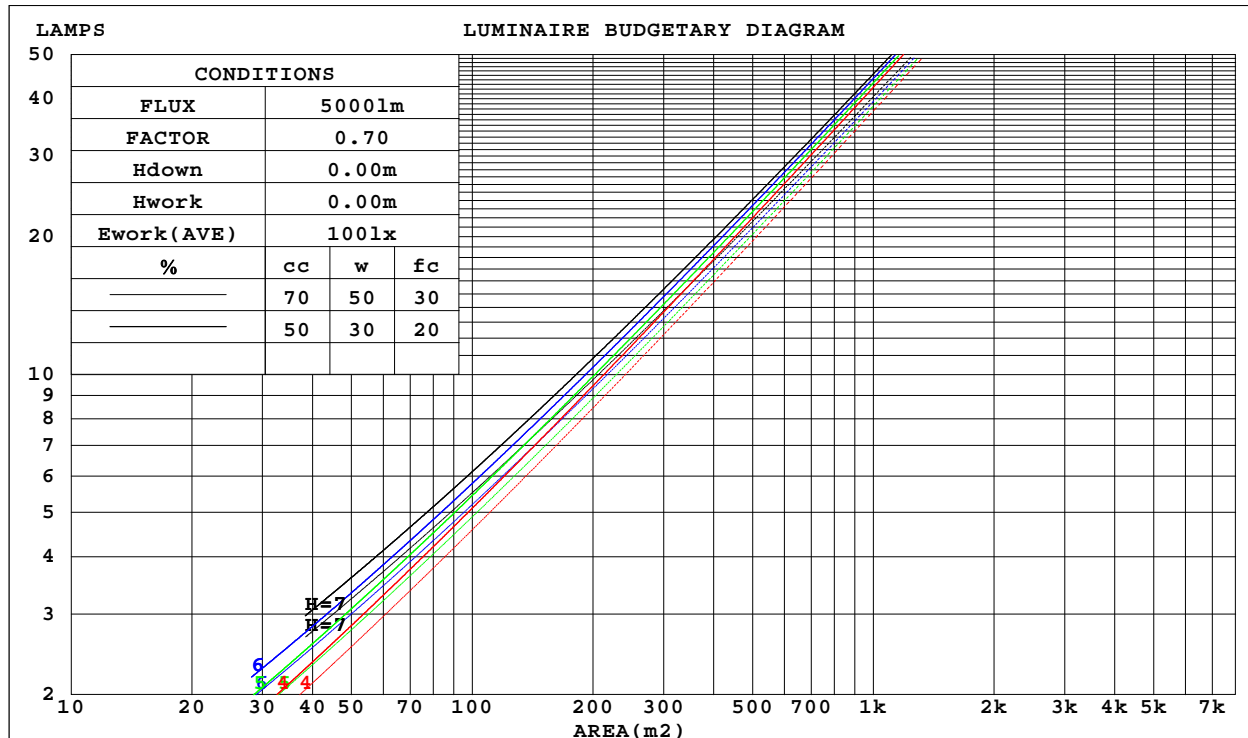
C Range: 0 - 360DEG  
C Interval: 30.0DEG  
Test Speed: HIGH  
Temperature:25.3DEG  
Operators:Zoe  
Test Date:2023-03-13

Range: 0 - 180DEG  
Interval: 1.0DEG  
Test System:EVERFINE GO-SPEX500\_V1 SYSTEM V2.00.416  
Humidity:65.0%  
Test Distance:3.160m [K=1.0000]  
Remarks: LAMP:BXRE-30G1000-A-83 Ra:90  
LENS:PM-1082C 50R  
DRIVER: PUP20A-1WMC 450mA  
30minutes warm-up

## CU AND LUMINAIRE BUDGETARY ESTIMATE DIAGRAM

Test:U:119.99V I:0.1490A P:17.792W PF:0.9940 Freq:59.98Hz Lamp Flux:1749.3x1 lm		
NAME: 2218.144-LEA-14	TYPE:	WEIGHT:
SPEC.:3000K	DIM.:	SERIAL No.:2303130271
MFR.: RISE	SUR.:0.003737385m2	Shielding Angle:

cc	80%			70%			50%			30%			10%			0
w	50%	30%	10%	50%	30%	10%	50%	30%	10%	50%	30%	10%	50%	30%	10%	0
fc	20%			20%			20%			20%			20%			0
RCR	RCR:Room Cavity Ratio			Coefficients of Utilization(CU)												
0.0	.79	.79	.79	.78	.78	.78	.74	.74	.74	.71	.71	.71	.68	.68	.68	.67
1.0	.74	.73	.71	.73	.71	.70	.70	.69	.68	.68	.67	.66	.65	.65	.64	.63
2.0	.70	.67	.65	.69	.66	.64	.66	.65	.63	.64	.63	.62	.63	.61	.60	.59
3.0	.65	.62	.60	.65	.62	.60	.63	.60	.59	.61	.59	.58	.60	.58	.57	.56
4.0	.62	.58	.56	.61	.58	.55	.59	.57	.55	.58	.56	.54	.57	.55	.53	.53
5.0	.58	.55	.52	.58	.54	.52	.56	.53	.51	.55	.53	.51	.54	.52	.50	.49
6.0	.55	.51	.49	.54	.51	.49	.53	.50	.48	.53	.50	.48	.52	.49	.48	.47
7.0	.52	.48	.46	.52	.48	.46	.51	.48	.45	.50	.47	.45	.49	.47	.45	.44
8.0	.49	.46	.43	.49	.46	.43	.48	.45	.43	.48	.45	.43	.47	.44	.43	.42
9.0	.47	.43	.41	.47	.43	.41	.46	.43	.41	.45	.43	.40	.45	.42	.40	.40
10.0	.45	.41	.39	.44	.41	.39	.44	.41	.38	.43	.40	.38	.43	.40	.38	.37



C Range: 0 - 360DEG  
C Interval: 30.0DEG  
Test Speed: HIGH  
Temperature:25.3DEG  
Operators:Zoe  
Test Date:2023-03-13

Range: 0 - 180DEG  
Interval: 1.0DEG  
Test System:EVERFINE GO-SPEX500\_V1 SYSTEM V2.00.416  
Humidity:65.0%  
Test Distance:3.160m [K=1.0000]  
Remarks: LAMP:BXRE-30G1000-A-83 Ra:90  
LENS:PM-1082C 50R  
DRIVER: PUP20A-1WMC 450mA  
30minutes warm-up

### WEC AND CCEC

Test:U:119.99V I:0.1490A P:17.792W PF:0.9940 Freq:59.98Hz Lamp Flux:1749.3x1 lm		
NAME: 2218.144-LEA-14	TYPE:	WEIGHT:
SPEC.:3000K	DIM.:	SERIAL No.:2303130271
MFR.: RISE	SUR.:0.003737385m2	Shielding Angle:

cc	80%			70%			50%			30%			10%			0
w	50%	30%	10%	50%	30%	10%	50%	30%	10%	50%	30%	10%	50%	30%	10%	0
fc	20%			20%			20%			20%			20%			0
RCR	RCR:Room Cavity Ratio Wall Exitance Coefficients(WEC)															
0.0																
1.0	.111	.063	.020	.106	.061	.019	.098	.056	.018	.090	.052	.017	.083	.048	.016	
2.0	.105	.058	.018	.101	.056	.017	.094	.052	.016	.088	.049	.015	.082	.046	.015	
3.0	.100	.053	.016	.097	.052	.016	.091	.049	.015	.085	.047	.014	.080	.044	.014	
4.0	.095	.049	.015	.092	.048	.014	.087	.046	.014	.083	.044	.013	.078	.042	.013	
5.0	.091	.046	.013	.088	.045	.013	.084	.044	.013	.080	.042	.013	.076	.041	.012	
6.0	.087	.043	.012	.085	.043	.012	.081	.041	.012	.077	.040	.012	.074	.039	.012	
7.0	.083	.041	.012	.081	.041	.012	.078	.039	.011	.075	.038	.011	.072	.037	.011	
8.0	.080	.039	.011	.078	.038	.011	.075	.038	.011	.072	.037	.011	.070	.036	.010	
9.0	.077	.037	.010	.075	.037	.010	.072	.036	.010	.070	.035	.010	.067	.034	.010	
10.0	.074	.035	.010	.072	.035	.010	.070	.034	.010	.068	.034	.010	.065	.033	.009	

cc	80%			70%			50%			30%			10%			0
w	50%	30%	10%	50%	30%	10%	50%	30%	10%	50%	30%	10%	50%	30%	10%	0
fc	20%			20%			20%			20%			20%			0
RCR	RCR:Room Cavity Ratio Ceiling Cavity Exitance Coefficients(CCEC)															
0.0	.127	.127	.127	.109	.109	.109	.074	.074	.074	.043	.043	.043	.014	.014	.014	
1.0	.114	.105	.097	.097	.090	.084	.067	.062	.058	.038	.036	.034	.012	.012	.011	
2.0	.103	.088	.076	.088	.076	.066	.060	.053	.046	.035	.031	.027	.011	.010	.009	
3.0	.094	.076	.061	.081	.065	.053	.055	.045	.037	.032	.026	.022	.010	.009	.007	
4.0	.087	.066	.049	.075	.057	.043	.051	.040	.030	.030	.023	.018	.010	.008	.006	
5.0	.081	.058	.041	.070	.050	.036	.048	.035	.025	.028	.021	.015	.009	.007	.005	
6.0	.076	.052	.034	.065	.045	.030	.045	.031	.021	.026	.018	.013	.008	.006	.004	
7.0	.072	.047	.029	.062	.040	.025	.043	.028	.018	.025	.017	.011	.008	.005	.004	
8.0	.068	.042	.025	.058	.037	.022	.040	.026	.015	.024	.015	.009	.008	.005	.003	
9.0	.064	.039	.021	.056	.034	.019	.038	.024	.013	.022	.014	.008	.007	.005	.003	
10.0	.061	.036	.019	.053	.031	.016	.037	.022	.012	.021	.013	.007	.007	.004	.002	

C Range: 0 - 360DEG  
C Interval: 30.0DEG  
Test Speed: HIGH  
Temperature:25.3DEG  
Operators:Zoe  
Test Date:2023-03-13

Range: 0 - 180DEG  
Interval: 1.0DEG  
Test System:EVERFINE GO-SPEX500\_V1 SYSTEM V2.00.416  
Humidity:65.0%  
Test Distance:3.160m [K=1.0000]  
Remarks: LAMP:BXRE-30G1000-A-83 Ra:90  
LENS:PM-1082C 50R  
DRIVER: PUP20A-1WMC 450mA  
30minutes warm-up

## UGR(Unified Glare Rating) Table

Test:U:119.99V I:0.1490A P:17.792W PF:0.9940 Freq:59.98Hz Lamp Flux:1749.3x1 lm										
NAME: 2218.144-LEA-14					TYPE:			WEIGHT:		
SPEC.:3000K					DIM.:			SERIAL No.:2303130271		
MFR.: RISE					SUR.:0.003737385m2			Shielding Angle:		
ceiling/cavity	0.7	0.7	0.5	0.5	0.3	0.7	0.7	0.5	0.5	0.3
walls	0.5	0.3	0.5	0.3	0.3	0.5	0.3	0.5	0.3	0.3
working plane	0.2	0.2	0.2	0.2	0.2	0.2	0.2	0.2	0.2	0.2
Room dimensions	Viewed crosswise					Viewed endwise				
x = 2H y = 2H	16.2	17.1	16.4	17.3	17.4	16.7	17.6	17.0	17.8	17.9
3H	16.1	16.9	16.3	17.1	17.3	16.6	17.4	16.8	17.6	17.8
4H	16.0	16.7	16.2	17.0	17.2	16.5	17.3	16.8	17.5	17.7
6H	15.9	16.6	16.2	16.8	17.1	16.4	17.1	16.7	17.4	17.6
8H	15.8	16.5	16.1	16.8	17.0	16.4	17.0	16.7	17.3	17.6
12H	15.8	16.5	16.1	16.7	17.0	16.3	17.0	16.6	17.2	17.5
4H 2H	16.0	16.7	16.2	17.0	17.2	16.5	17.2	16.8	17.5	17.7
3H	15.8	16.5	16.1	16.7	17.0	16.3	17.0	16.6	17.2	17.5
4H	15.7	16.3	16.1	16.6	16.9	16.2	16.8	16.6	17.1	17.4
6H	15.6	16.1	16.0	16.5	16.8	16.1	16.6	16.5	17.0	17.3
8H	15.6	16.0	15.9	16.4	16.8	16.1	16.6	16.5	16.9	17.3
12H	15.5	15.9	15.9	16.3	16.7	16.0	16.5	16.4	16.8	17.2
8H 4H	15.6	16.0	15.9	16.4	16.8	16.1	16.6	16.5	16.9	17.3
6H	15.5	15.9	15.9	16.2	16.7	16.0	16.4	16.4	16.8	17.2
8H	15.4	15.7	15.8	16.2	16.6	15.9	16.3	16.4	16.7	17.1
12H	15.3	15.6	15.8	16.1	16.6	15.9	16.2	16.3	16.6	17.1
12H 4H	15.5	15.9	15.9	16.3	16.7	16.0	16.5	16.4	16.8	17.2
6H	15.4	15.7	15.8	16.2	16.6	15.9	16.3	16.4	16.7	17.1
8H	15.3	15.6	15.8	16.1	16.6	15.9	16.2	16.3	16.6	17.1
Variations with the observer position at spacings:										
S = 1.0H	+ 4.5 / -16.7					+ 4.9 / -16.6				
1.5H	+ 7.2 / -14.3					+ 7.6 / -14.7				
2.0H	+ 7.0 / - 6.4					+ 6.9 / - 6.0				

CIE Pub.117, 1749 lm Total Lamp Luminous Flux Corrected ( $8\log(F/F_0) = 1.9$ )  
Area: 0.00373738 m2

C Range: 0 - 360DEG  
C Interval: 30.0DEG  
Test Speed: HIGH  
Temperature:25.3DEG  
Operators:Zoe  
Test Date:2023-03-13

Range: 0 - 180DEG  
Interval: 1.0DEG  
Test System:EVERFINE GO-SPEX500\_V1 SYSTEM V2.00.416  
Humidity:65.0%  
Test Distance:3.160m [K=1.0000]  
Remarks: LAMP:BXRE-30G1000-A-83 Ra:90  
LENS:PM-1082C 50R  
DRIVER: PUP20A-1WMC 450mA  
30minutes warm-up



### UTILIZATION FACTORS TABLE

Test:U:119.99V I:0.1490A P:17.792W PF:0.9940 Freq:59.98Hz Lamp Flux:1749.3x1 lm		
NAME: 2218.144-LEA-14	TYPE:	WEIGHT:
SPEC.:3000K	DIM.:	SERIAL No.:2303130271
MFR.: RISE	SUR.:0.003737385m2	Shielding Angle:

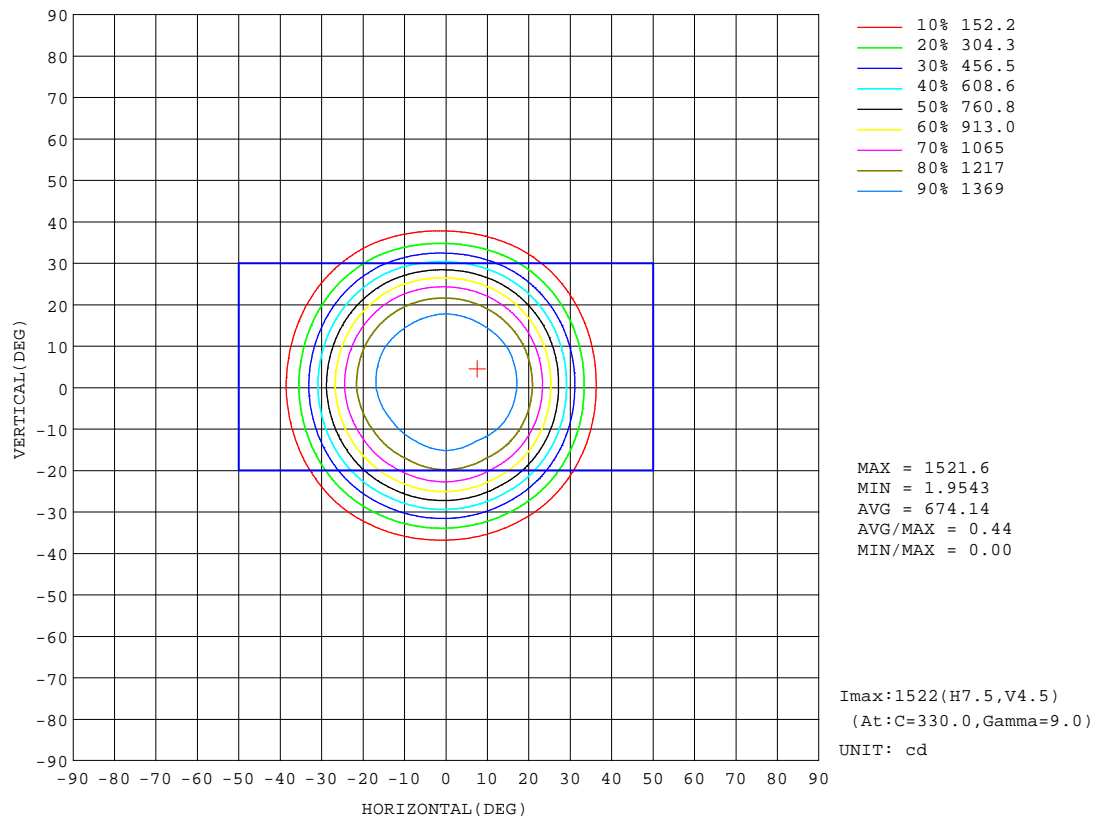
REFLECTANCE										
Ceiling	0.8	0.8	0.8	0.7	0.7	0.7	0.5	0.5	0.5	0
Walls	0.7	0.5	0.3	0.7	0.5	0.3	0.7	0.5	0.3	0
Working plane	0.2	0.2	0.2	0.2	0.2	0.2	0.2	0.2	0.2	0
ROOM INDEX	UTILIZATION FACTORS(PERCENT) $k(RI) \times RCR = 5$									
k = 0.60	60	56	54	60	56	54	59	56	54	52
0.80	65	61	59	65	61	59	64	61	59	57
1.00	68	64	62	67	64	62	66	64	61	59
1.25	70	67	65	69	67	65	68	66	64	61
1.50	72	69	67	71	68	66	69	67	66	63
2.00	73	71	69	72	70	68	70	69	67	64
2.50	74	72	70	73	71	69	71	69	68	64
3.00	75	73	71	74	72	71	72	70	69	65
4.00	76	75	73	75	74	72	73	71	71	66
5.00	77	76	75	76	75	74	73	72	72	67
ROOM INDEX	UF(total)									Direct
According to DIN EN 13032-2 2004			Suspended					SHRNOM = 1.25		

C Range: 0 - 360DEG  
 C Interval: 30.0DEG  
 Test Speed: HIGH  
 Temperature:25.3DEG  
 Operators:Zoe  
 Test Date:2023-03-13

Range: 0 - 180DEG  
 Interval: 1.0DEG  
 Test System:EVERFINE GO-SPEX500\_V1 SYSTEM V2.00.416  
 Humidity:65.0%  
 Test Distance:3.160m [K=1.0000]  
 Remarks: LAMP:BXRE-30G1000-A-83 Ra:90  
 LENS:PM-1082C 50R  
 DRIVER: PUP20A-1WMC 450mA  
 30minutes warm-up

## ISOCANDELA DIAGRAM

Test:U:119.99V I:0.1490A P:17.792W PF:0.9940 Freq:59.98Hz Lamp Flux:1749.3x1 lm		
NAME: 2218.144-LEA-14	TYPE:	WEIGHT:
SPEC.:3000K	DIM.:	SERIAL No.:2303130271
MFR.: RISE	SUR.:0.003737385m2	Shielding Angle:



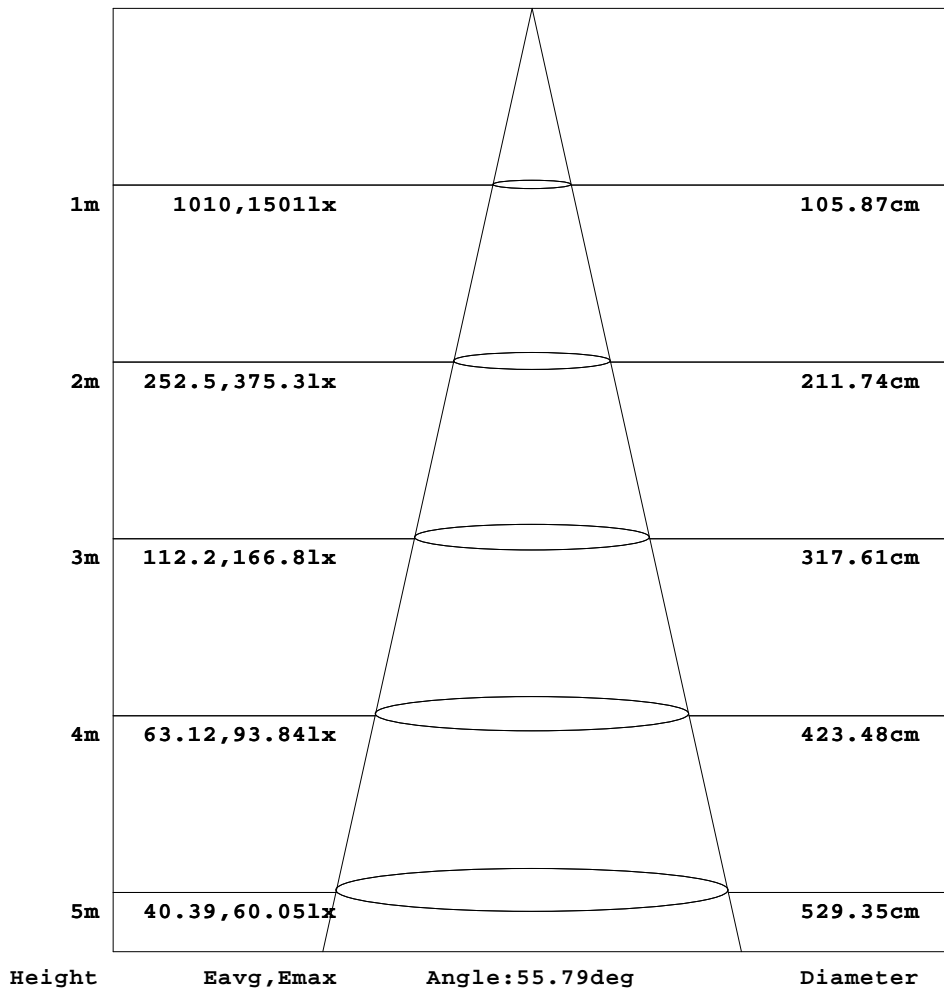
C Range: 0 - 360DEG  
C Interval: 30.0DEG  
Test Speed: HIGH  
Temperature:25.3DEG  
Operators:Zoe  
Test Date:2023-03-13

Range: 0 - 180DEG  
Interval: 1.0DEG  
Test System:EVERFINE GO-SPEX500\_V1 SYSTEM V2.00.416  
Humidity:65.0%  
Test Distance:3.160m [K=1.0000]  
Remarks: LAMP:BXRE-30G1000-A-83 Ra:90  
LENS:PM-1082C 50R  
DRIVER: PUP20A-1WMC 450mA  
30minutes warm-up

### AAI Figure

Test:U:119.99V I:0.1490A P:17.792W PF:0.9940 Freq:59.98Hz Lamp Flux:1749.3x1 lm		
NAME: 2218.144-LEA-14	TYPE:	WEIGHT:
SPEC.:3000K	DIM.:	SERIAL No.:2303130271
MFR.: RISE	SUR.:0.003737385m2	Shielding Angle:

Flux out:896.9 lm



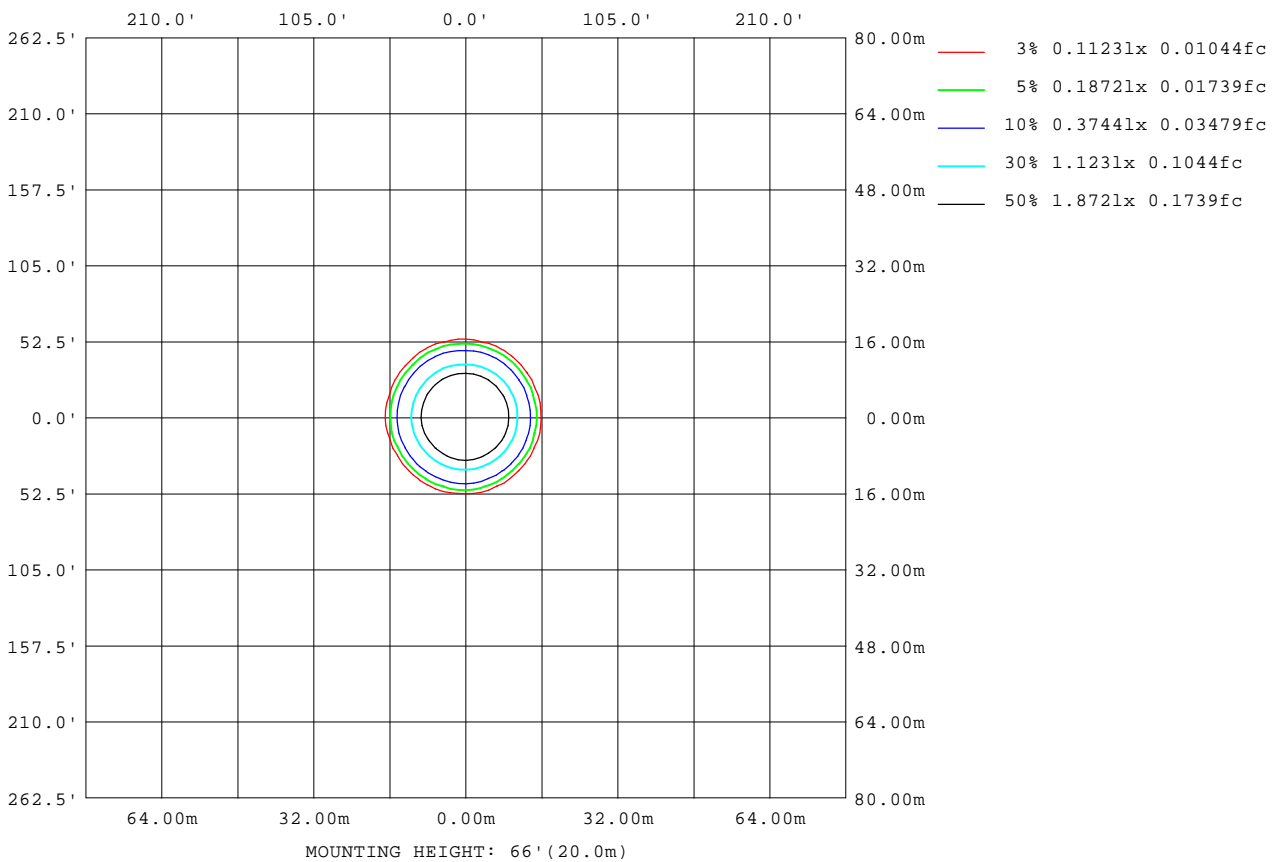
Note:The Curves indicate the illuminated area and the average illumination when the luminaire is at different distance.

C Range: 0 - 360DEG  
C Interval: 30.0DEG  
Test Speed: HIGH  
Temperature:25.3DEG  
Operators:Zoe  
Test Date:2023-03-13

Range: 0 - 180DEG  
Interval: 1.0DEG  
Test System:EVERFINE GO-SPEX500\_V1 SYSTEM V2.00.416  
Humidity:65.0%  
Test Distance:3.160m [K=1.0000]  
Remarks: LAMP:BXRE-30G1000-A-83 Ra:90  
LENS:PM-1082C 50R  
DRIVER: PUP20A-1WMC 450mA  
30minutes warm-up

## ISOLUX DIAGRAM

Test:U:119.99V I:0.1490A P:17.792W PF:0.9940 Freq:59.98Hz Lamp Flux:1749.3x1 lm		
NAME: 2218.144-LEA-14	TYPE:	WEIGHT:
SPEC.:3000K	DIM.:	SERIAL No.:2303130271
MFR.: RISE	SUR.:0.003737385m2	Shielding Angle:



C Range: 0 - 360DEG  
C Interval: 30.0DEG  
Test Speed: HIGH  
Temperature:25.3DEG  
Operators:Zoe  
Test Date:2023-03-13

Range: 0 - 180DEG  
Interval: 1.0DEG  
Test System:EVERFINE GO-SPEX500\_V1 SYSTEM V2.00.416  
Humidity:65.0%  
Test Distance:3.160m [K=1.0000]  
Remarks: LAMP:BXRE-30G1000-A-83 Ra:90  
LENS:PM-1082C 50R  
DRIVER: PUP20A-1WMC 450mA  
30minutes warm-up

## LED Avg.L Report

Test:U:119.99V I:0.1490A P:17.792W PF:0.9940 Freq:59.98Hz Lamp Flux:1749.3x1 lm		
NAME: 2218.144-LEA-14	TYPE:	WEIGHT:
SPEC.:3000K	DIM.:	SERIAL No.:2303130271
MFR.: RISE	SUR.:0.003737385m2	Shielding Angle:

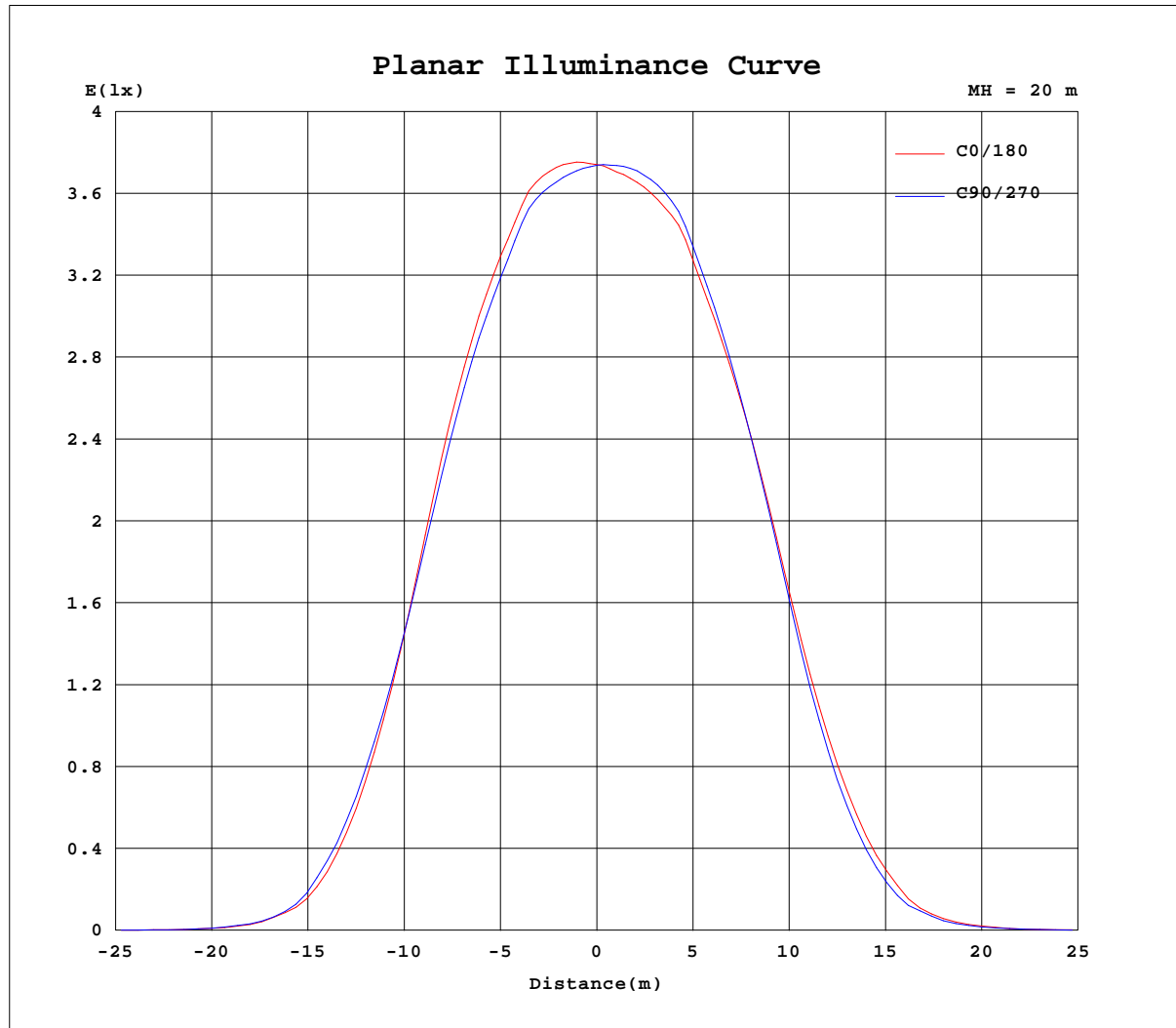
AvgL	cd/m2
L_0~180(65)av	434
L_0~180(75)av	220
L_0~180(85)av	190
L_90~270(65)av	468
L_90~270(75)av	256
L_90~270(85)av	192
L_45(65)av	443
L_45(75)av	228
L_45(85)av	162

Standard: GB/T 29293-2012

C Range: 0 - 360DEG  
C Interval: 30.0DEG  
Test Speed: HIGH  
Temperature:25.3DEG  
Operators:Zoe  
Test Date:2023-03-13

Range: 0 - 180DEG  
Interval: 1.0DEG  
Test System:EVERFINE GO-SPEX500\_V1 SYSTEM V2.00.416  
Humidity:65.0%  
Test Distance:3.160m [K=1.0000]  
Remarks: LAMP:BXRE-30G1000-A-83 Ra:90  
LENS:PM-1082C 50R  
DRIVER: PUP20A-1WMC 450mA  
30minutes warm-up

## Planar Illuminance Curve



C Range: 0 - 360DEG  
 C Interval: 30.0DEG  
 Test Speed: HIGH  
 Temperature: 25.3DEG  
 Operators: Zoe  
 Test Date: 2023-03-13

Range: 0 - 180DEG  
 Interval: 1.0DEG  
 Test System: EVERFINE GO-SPEX500\_V1 SYSTEM V2.00.416  
 Humidity: 65.0%  
 Test Distance: 3.160m [K=1.0000]  
 Remarks: LAMP: BXRE-30G1000-A-83 Ra:90  
 LENS: PM-1082C 50R  
 DRIVER: PUP20A-1WMC 450mA  
 30minutes warm-up



## LUMINOUS DISTRIBUTION INTENSITY DATA

Test:U:119.99V I:0.1490A P:17.792W PF:0.9940 Freq:59.98Hz Lamp Flux:1749.3x1 lm		
NAME: 2218.144-LEA-14	TYPE:	WEIGHT:
SPEC.:3000K	DIM.:	SERIAL No.:2303130271
MFR.: RISE	SUR.:0.003737385m2	Shielding Angle:

Table--1

UNIT: cd

C(DEG) (DEG)	0	30	60	90	120	150	180	210	240	270	300	330						
0	1495	1495	1495	1495	1495	1495	1495	1495	1495	1495	1495	1495						
5	1512	1505	1496	1488	1483	1483	1485	1491	1497	1506	1512	1515						
10	1512	1497	1478	1477	1470	1469	1479	1487	1496	1510	1513	1521						
15	1422	1399	1365	1375	1366	1378	1411	1427	1428	1441	1430	1437						
20	1259	1233	1199	1213	1202	1230	1278	1295	1291	1290	1279	1277						
25	935	917	898	921	931	969	1032	1045	1045	1018	999	971						
30	537	531	533	569	582	626	674	676	673	633	610	572						
35	209	213	215	248	262	293	335	328	326	288	269	233						
40	57.8	52.9	58.3	58.6	75.4	78.0	98.5	97.0	96.7	85.6	73.0	63.7						
45	12.1	11.3	11.4	12.7	16.0	19.6	25.7	23.5	25.7	20.3	19.7	13.9						
50	3.89	3.73	3.72	4.14	4.50	5.16	6.13	6.04	5.93	5.46	4.91	4.19						
55	2.11	2.05	2.09	2.30	2.46	2.73	2.91	2.84	2.77	2.57	2.37	2.24						
60	1.06	1.05	1.11	1.28	1.41	1.53	1.63	1.60	1.54	1.45	1.32	1.18						
65	0.56	0.57	0.63	0.73	0.77	0.78	0.81	0.78	0.77	0.75	0.69	0.62						
70	0.31	0.32	0.36	0.43	0.45	0.44	0.45	0.44	0.43	0.43	0.39	0.35						
75	0.17	0.18	0.21	0.25	0.25	0.24	0.25	0.24	0.24	0.24	0.22	0.19						
80	0.10	0.10	0.11	0.14	0.14	0.13	0.14	0.13	0.13	0.13	0.12	0.10						
85	0.05	0.05	0.05	0.07	0.06	0.06	0.07	0.07	0.06	0.06	0.04	0.05						
90	0.00	0.00	0.00	0.00	0.00	0.00	0.00	0.00	0.00	0.00	0.00	0.00						
95	0.00	0.00	0.00	0.00	0.00	0.00	0.00	0.00	0.00	0.00	0.00	0.00						
100	0.00	0.00	0.00	0.00	0.00	0.00	0.00	0.00	0.00	0.00	0.00	0.00						
105	0.00	0.00	0.00	0.00	0.00	0.00	0.00	0.00	0.00	0.00	0.00	0.00						
110	0.00	0.00	0.00	0.00	0.00	0.00	0.00	0.00	0.00	0.00	0.00	0.00						
115	0.00	0.00	0.00	0.00	0.00	0.00	0.00	0.00	0.00	0.00	0.00	0.00						
120	0.00	0.00	0.00	0.00	0.00	0.00	0.00	0.00	0.00	0.00	0.00	0.00						
125	0.00	0.00	0.00	0.00	0.00	0.00	0.00	0.00	0.00	0.00	0.00	0.00						
130	0.00	0.00	0.00	0.00	0.00	0.00	0.00	0.00	0.00	0.00	0.00	0.00						
135	0.00	0.00	0.00	0.00	0.00	0.00	0.00	0.00	0.00	0.00	0.00	0.00						
140	0.00	0.00	0.00	0.00	0.00	0.00	0.00	0.00	0.00	0.00	0.00	0.00						
145	0.00	0.00	0.00	0.00	0.00	0.00	0.00	0.00	0.00	0.00	0.00	0.00						
150	0.00	0.00	0.00	0.00	0.00	0.00	0.00	0.00	0.00	0.00	0.00	0.00						
155	0.00	0.00	0.00	0.00	0.00	0.00	0.00	0.00	0.00	0.00	0.00	0.00						
160	0.00	0.00	0.00	0.00	0.00	0.00	0.00	0.00	0.00	0.00	0.00	0.00						
165	0.00	0.00	0.00	0.00	0.00	0.00	0.00	0.00	0.00	0.00	0.00	0.00						
170	0.00	0.00	0.00	0.00	0.00	0.00	0.00	0.00	0.00	0.00	0.00	0.00						
175	0.00	0.00	0.00	0.00	0.00	0.00	0.00	0.00	0.00	0.00	0.00	0.00						
180	0.00	0.00	0.00	0.00	0.00	0.00	0.00	0.00	0.00	0.00	0.00	0.00						

C Range: 0 - 360DEG  
C Interval: 30.0DEG  
Test Speed: HIGH  
Temperature:25.3DEG  
Operators:Zoe  
Test Date:2023-03-13

Range: 0 - 180DEG  
Interval: 1.0DEG  
Test System:EVERFINE GO-SPEX500\_V1 SYSTEM V2.00.416  
Humidity:65.0%  
Test Distance:3.160m [K=1.0000]  
Remarks: LAMP:BXRE-30G1000-A-83 Ra:90  
LENS:PM-1082C 50R  
DRIVER: PUP20A-1WMC 450mA  
30minutes warm-up